



Modular building consisting of:
 cabins: 1x20'
 internal height: 2340 mm
 colour: R: RAL 7035 P:RAL 7035

General


- Internal finish: white
-  steel sheet version (complete)
-  Transpack (flatpacked) version
max. packet height: 648 mm

Electrics


Electric GB (230V/32A/3-poles)

Floor assembly

Floor insulation: 60 mm mineral wool
 Cement-bound chipboard floor

 Eternal Royal White

Roof assembly

 roof insulation: 100 mm PU-foam

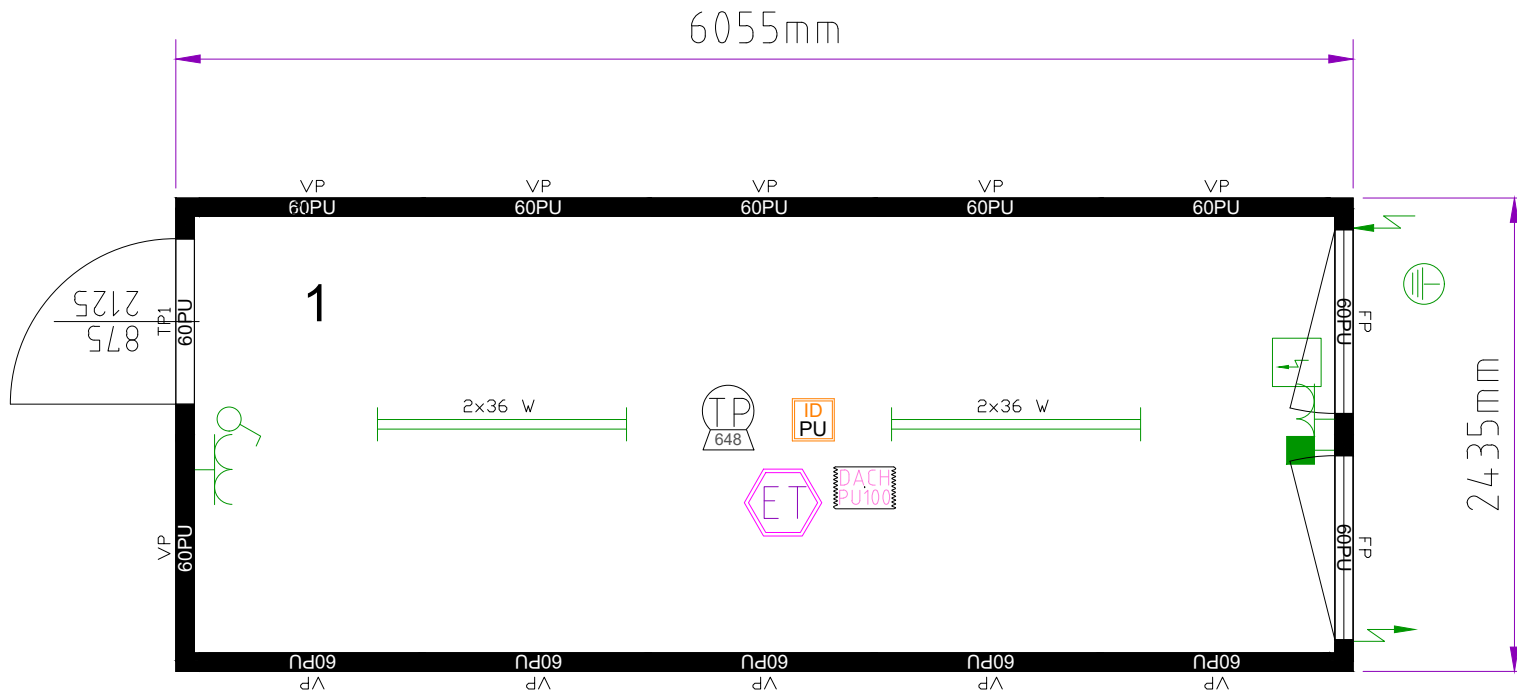
panels

PU-panels (60 mm)
 Corner trims screwed
 incl. skirting

window

floor to window frame height: 870mm
 Gas filled window
 Alu roller shutter

20pu-full-pu-7035.dwg



CONTAINEX

drawing made by:
 EL
 drawing date:
 29.10.2019 14:47:58
 drawing no:
 20pu-full-pu-7035.dwg

Please confirm
 and return it
 date: signature, company stamp: