



Modular building consisting of:
 cabins: 1x10'
 internal height: 2340 mm
 colour: R: RAL 7035 P: RAL 7035


General

- Internal finish: white
-  steel sheet version (complete)
-  Transpack (flatpacked) version
max. packet height: 648 mm
neutralised

Electrics

- Electric GB (230V/32A/3-poles)
- Distribution box with PVC cover
- consumer box 2-rows
- flexible cable system

Floor assembly

- Forklift pocket distance: 2050mm
- Floor insulation: 60 mm mineral wool
- Cement-bound chipboard floor
-  Eternal flooring

Roof assembly

- Roof insulation: 100 mm mineral wool

panels

- PU-panels (60 mm)
- Corner trims with magnets
incl. skirting

window

- floor to window frame height: 870mm
- Gas filled window
- Alu roller shutter

10pu-full-7035.dwg

CONTAINEX

drawing made by:
FET
drawing date:
02.12.2019 16:35:53
drawing no:
10pu-full-7035.dwg

Please confirm
and return it
date: _____
signature, company stamp: _____